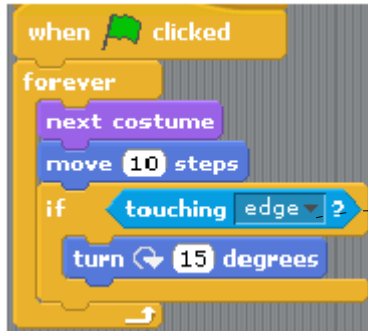


13 April SCRATCH LESSON 4 using the **SENSING** tab



1. Try this block of script – change it to make a different result. If you want your sprite to go across the screen until it is touching the edge, you would use the "touching x" script with the "If" script from the Controlling category


Put blocks into the diamond shapes

= the example below



Variables are simply just numbers that you can control and use to control your program. Variables are most useful for if statements and you can check the variables values to determine what script to execute. 1. Select the Variable tab then give it a name.

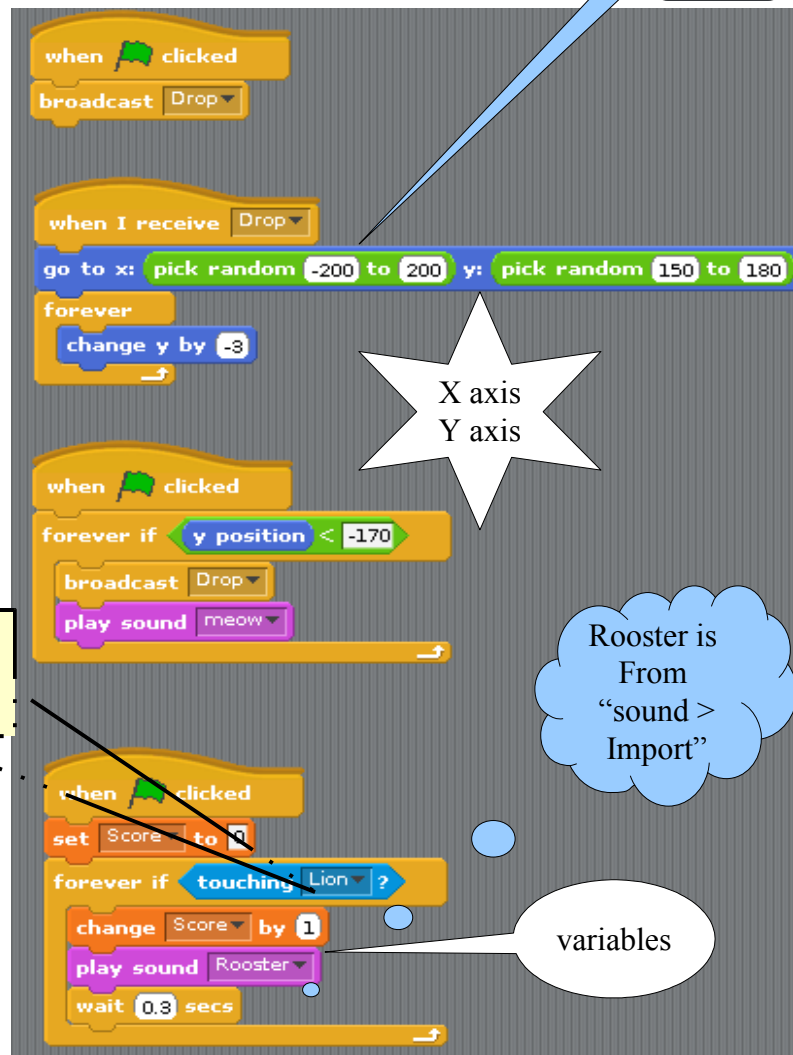
Try this set up and then use Variables and Operators in yours



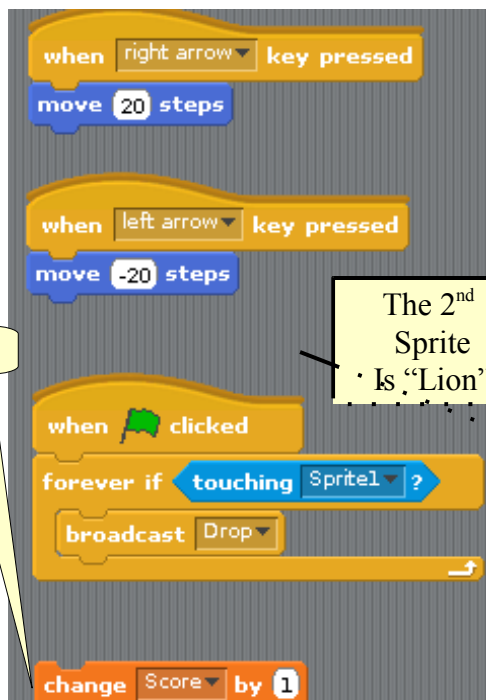
I started with two sprites (naming the 2nd – Lion)

Here is the program for Sprite

Operators tab



Below is the program for the Lion



The 2nd Sprite is "Lion"